



Personal information

Name	<b>GHILLI MATTEO</b>
Address	5, via Della Certosa, 56025, PONTEDERA (PI), ITALY
Telephone	+39 3282833270
Fax	+39 050993146
E-mail	matteo.ghilli@gmail.com m.ghilli@ao-pisa.toscana.it
Nationality	Italian
Birth date	11/07/1975
Family	married, two children: francesco (11) and caterina (7)
Main qualifications	breast surgeon <ol style="list-style-type: none"><li>1. He obtained the European Board of Surgery Qualification as breast surgeon after the examination that took place in Glasgow in March 2014.</li><li>2. 2015-2016: University 2.nd level MASTER in HEALTH SYSTEM MANAGEMENT, organized by MeS Laboratory (directed by Prof. S. Nuti) of the University Superior Study School S. Anna – Pisa</li><li>3. from dec 2017, level 9th/10 in career development: he is delegated for the clinical and organizational aspects of the breast unit of Pisa .He is the vice-director of the breast surgery Unit.</li><li>4. breast ultrasound master course in May 2006 organized by the Italian School of Senology and by CSPO of Florence</li></ol>

Current Work Experience

• Dates (from – to) From Dec 2015 to 2017 dec

**professional career level 8th: responsabile sezione professionale di rilevanza dipartimentale**

he has been working since July 2016 as breast surgeon, coordinator of the "centro senologico interaziendale AOUP/ATNO della Provincia di Pisa" with a 2 days/week presence at Lotti Hospital – Pontedera for surgery, consultations and multidisciplinary discussion.

- Dates (from – to)
- Name and address of employer

From 2008 to today

**BREAST CANCER CENTER**

A.O.U. Pisana (University Hospital of Pisa)

- Occupation or position held

he resulted the winner in a public competition for surgeons in the Unit of Breast Surgery of the AOUPisana

Medical doctor, surgeon



• Main activities and responsibilities

**CLINICAL ACTIVITY:** surgical procedures in breast surgery, usually as first operator sometimes integrating with the plastic surgeon of the team; in particular conservative surgery frequently with oncoplastic approach, Madden mastectomies and conservative mastectomies (nipple sparing, skin-sparing and skin reducing mastectomies) with immediate reconstruction, sentinel node biopsy and axillary dissection, nodulectomy for benign disease.

-he personally perform diagnostic breast ultrasound and breast core biopsy/ axillary needle aspiration. He acquired this skill (breast ultrasound) after a master course in May 2006 organized by the Italian School of Senology and by CSPO of Florence

He is completing the training before starting with a project of robotic mastectomy and reconstruction (scheduled for the end of 2018).

**ORGANIZATIONAL ACTIVITY:** he is in fact the vice-director of the breast unit of Pisa. He is involved in the organization of the activities of the multidisciplinary Centre of Pisa (Breast Unit) where in **2017 more than 1200 operations were performed and more than 650 new breast cancers were surgically treated;**

-he works closely with the direction of the center and also the Direction of the hospital, to develop new strategies for a better efficiency of the center.

-he is involved in the management of the **quality control and quality improvement** in the Unit. He is working at the accreditation program of the breast unit;

-he worked with the support of MeS laboratory of the University Superior Study School S. Anna –Pisa (directed by Prof. S. Nuti) for the lean re-organization of the processes of diagnosis and treatment in a high Intensity activity Breast Center.

-he is responsible for the **risk reducing** management in his Unit, organizing clinical audit and mortality&morbidity reviews;

-he has contributed to the project "health promoting hospital" and "Bollini Rosa" Hospital (dedicated to the hospitals that have a particular regard towards women);

-he is organizing a specific dedicated clinical "PDTA" for young women affected by breast cancer, with gynaecologists and oncologist for the preservation of fertility during breast cancer treatment

-he organizes and participates to weekly regular clinical meetings MDM (called GOM, multidisciplinary oncologic group, under the supervision of ITT, Tuscan Oncologic Institute), for the discussion of diagnosis, treatment (surgery and oncology) and rehabilitation of patients with breast cancer.

-he is the local clinical responsible of some clinical protocols that are ongoing in his Center.

**SCIENTIFIC ACTIVITY:** he is/has been involved in trials and clinical application of innovative methods in breast cancer treatment: IORT as a partial breast irradiation, new applications of sentinel node biopsy (Sentimag © and OSNA ©), conservative mastectomies with the employment of new material as ADM (use of biological and non biological matrix in one step breast reconstruction after mastectomy), oncoplastic surgery, primary chemotherapy, role of breast MRI in the staging, reduction of lymphorrhoea after axillary-lymphadenectomy. 2015 participation in clinical trial: usefulness' of diagnostic magnetic resonance imaging and PET with fluorodeoxyglucose F18 in the preoperative evaluation of locally advanced carcinoma of the breast. 2015 participation in clinical trial: Quality of Life and Satisfaction for the Reconstructive Surgery in patients with breast cancer with the BREAST Q questionnaire. More recently: the SINODAR trial for the management of the axilla; the ABC trial, with the supervision of the Italian Istituto Superiore di sanità, for the evaluation of a possible antimetabolic activity of the doxycyclina.

He has written some articles and book chapters about breast-surgery.



## Past Work Experience


- Dates (from – to) Dec. 2006-Nov. 2008
- Name and address of employer AZIENDA OSPEDALIERO-UNIVERSITARIA PISANA  
via Roma, Pisa
- Occupation or position held medical doctor
- Main activities and responsibilities he worked as a breast surgeon in the UO Senology A.O.U. Pisana with a freelance employment, with a research project of Tuscan Cancer Institute, entitled "Strengthening the course of treatment and rehabilitation after surgery in patients with breast cancer undergoing conservative and demolitive surgery. "
  
- Dates (from – to) 2000-2006
- Name and address of employer University of Pisa. Medical school. Specialization in general surgery (directed by Prof. F. Mosca). He worked as a resident at the U.O. general surgery and transplantation of the Hospital of Pisa.
- Occupation or position held medical doctor – resident in general surgery
- Main activities and responsibilities During this six-year period as a resident he was fully involved in the pre- and post-operative period related to major surgical operations and transplantations. He performed lots of consultation and he worked in the operatory room usually as second/third surgeon. He participated to many operations for upper abdominal oncologic diseases (oesophagus, stomach, small intestine, particularly colon, rectum and anus), biliary tract, pathology of the abdominal wall, thyroid and parathyroid disease, pathology of nephro-urological and gynaecological diseases, sarcoma, and mainly pancreas (since that it was a reference centre for pancreatic pathology). He also personally took part in many laparoscopic procedures (gallbladder, colon cancer, aortic aneurysm, kidney cancer and for kidney donation from living donors for transplantation).  
In 2002 he worked in the Vascular Surgery Department of Pisa participating in elective and emergency operations for disease of the arterial and venous vessels.

## Education and Training

- Dates (from – to) 2014-2016
- University 2.nd level MASTER in HEALTH SYSTEM MANAGEMENT, organized by MeS Laboratory (directed by Prof. S. Nuti)  
University Superior Study School S. Anna – Pisa
  
- Dates (from – to) 2006/10
- Principal subjects/occupational skills covered UNIVERSITY OF PISA  
FACULTY OF MEDICINE - SPECIALIZATION IN GENERAL SURGERY,
- Title of qualification awarded 110/110 CUM LAUDE
- Level in national classification THESIS: NEW ASPECTS OF SURGICAL INTEREST IN THE TREATMENT OF BREAST CANCER PATIENTS. UPGRADE OF THE LITERATURE, GUIDELINES AND EXPERIENCE
  

---

- Dates (from – to) 2006
- Name and type of organisation providing education and training ITALIAN SCHOOL OF SENOLOGY (private institution)  
ECOGRAPHY OF BREAST DISEASES. DURATION: 120 HOURS, 80 OF WHICH
- Principal subjects/occupational skills covered SPENT AT CSPO FLORENCE (for PRACTICE)  
MASTER IN SENOLOGIC ULTRASOUND
- Title of qualification awarded



• Dates (from – to)	2001
• Name and type of organisation providing education and training	UNIVERSITY OF PISA
• Title of qualification awarded	ABILITATION TO WORK AS MEDICAL DOCTOR

---

• Dates (from – to)	2000/09
• Name and type of organisation providing education and training	UNIVERSITY OF PISA FACULTY OF MEDICINE
• Principal subjects/occupational skills covered	THESIS: LAPAROSCOPIC KIDNEY DONATION DEGREE IN MEDICINE
• Title of qualification awarded	110/110 CUM LAUDE
• Level in national classification	

---

• Dates (from – to)	1994
• Name and type of organisation providing education and training	LICEO SCIENTIFICO VIEUSSEUX (HIGH SCHOOL) DIPLOMA MATURITA' SCIENTIFICA
• Title of qualification awarded	60/60
• Level in national classification	

---

Personal skills and competences

---

language	Italian
----------	---------

Other languages

	English
• Reading skills	Very good
• Writing skills	Very good
• Verbal and listening skills	Good

In June 2012 he performed the examination for first certificate in English of Cambridge University, with success. Council of Europe level B2.  
(He is studying to obtain the advanced level certification CAE Council of Europe level C1)

skills and competences	1. certification of american heart association for bls-d (basic life support-defibrillation) in 2018. 2. certification of american heart association for acls (advanced cardiovascular life support) guidelines 2010. july 2012
------------------------	------------------------------------------------------------------------------------------------------------------------------------------------------------------------------------------------------------------------------------

HEALTH INTERNATIONAL COOPERATION

1. Kenya 2009, Masailand, inauguration of a little hospital in Kisaju. Surgeries and visits.
2. Albania: 2009-2012. Project of Tuscany Region and University Hospital of Pisa. Many missions for surgeries (32 operations and 16 biopsies) and 150 outpatient visits. Organization of a model of breast center
3. Hanoi – Vietnam. September 2013. Project of Tuscany Region and University Hospital of Pisa. Conference with general practitioners and specialist in order to create a better model of breast cancer centers in Hanoi. Surgeries and visits
4. Saharawi refugees camps. 2014. Conference with general practitioners in order to create a first level for women health (breast and gynaecological) .visits



## GRANTS


Dec. 2006 - Aug. 2007 TUSCAN CANCER INSTITUTE Project: "Strengthening the course of treatment and rehabilitation after surgery in patients with breast cancer undergoing conservation work and demolition"  
December 2006 PISANA AOPI-CANCER ASSOCIATION Scholarship for his work in the cancer journey for women with breast cancer

## MEMBERSHIPS

from 2005	socio della Scuola di Oncologia Chirurgica Ricostruttiva
from 2006 to 2008	socio della Società Tosco-Umbra di Chirurgia
from 2006	socio della Scuola Italiana di Senologia, Club degli ex allievi
from 2008	MEMBER OF EUSOMA/SENONETWORK (EUROPEAN SOCIETY OF BREAST CANCER SPECIALIST)
from 2015	MEMBER OF A.N.I.S.C. (association of Italian breast surgeons)

## COMMUNICATIONS-POSTERS IN INTERNATIONAL OR IMPORTANT NATIONAL CONGRESSES

1. Video: Pietrabissa A., Boggi U., Moretto C., Vistoli F., Ghilli M., Mosca F. – LAPAROSCOPIC LIVING DONOR NEPHRECTOMY. OUR EXPERIENCE. –**Video** at 9°Congresso international congress of the European Association for endoscopic surgery, Maastricht-Olanda , June 2001
2. **Poster**: Mazzone A., Pardi C, Urciuoli P., Uncini Manganelli C., Grazzini T, Bianco I., Guida C., Vanacore R., Stampacchia G., Boggi U., Ghilli M., Vistoli F., Morescalchi G., Simonelli C., Mosca F., Scatena F. – POLIRADICULONEUROPATIA E TRAPIANTO DI RENE DA VIVENTE: CASE REPORT. Poster-oral presentation al 27° congresso Nazionale SITO, Tirrenia, Pisa, 15-17 June 2003
3. Roncella M., Fustaino L., Ghilli M., Rossetti E. "il Day-Surgery: modello impiegabile nel trattamento della patologia mammaria" Convegno AIS "Attualità In Senologia" sessione **poster** -Firenze 16-19 November 2005.
4. Gennari A., Sormani M., Pronzato P., Bruzzi P., Ferrannini E., Iozzo P., Roncella M., Ghilli M., Mirisola V., Pfeffer U. – "ASSOCIATION BETWEEN EXPRESSION OF INSULIN RESISTENCE (IR) RELATED GENES AND BREAST CANCER OUTCOME" –**poster** at the Congress ASCO (American Society of Clinical Oncology) 2007 annual Meeting Chicago, USA June 2007
5. Ghilli M., Fustaino L., Rossetti E. , Roncella M. - "DAY SURGERY: EMPLOYABLE MODEL FOR BREAST CANCER PATIENT" - Poster at the Congress 9° MILAN BREAST CANCER" Milano 20-22 June 2007
6. Ghilli M.\*, Fustaino L.\*, Rossetti E.\*, Fatigante L.\*\* Roncella M.\*, - "ACCELERATED PARTIAL BREAST RADIOTHERAPY: THE PISAN EXPERIENCE WITH IORT. PRELIMINARY RESULTS" – **ORAL PRESENTATION** at the congress "The breast" First International Congress Torino 28-30 September 2007.
7. Ghilli M., Fanelli G. - "POST-IRRADIATION BREAST ANGIOSARCOMA. CASE-REPORT" - **Poster** al Congresso "the breast" First International Congress Torino 28-30 September 2007



8. Cossu M.C.\*, Fustaino L.\*\*, Boraschi P.\*, Ghilli M.\*\*, Falaschi F.\*, Roncella M.\*\* "RM DINAMICA DELLA MAMMELLA E TRATTAMENTO CHIRURGICO CONSERVATIVO DEL CARCINOMA MAMMARIO LOCALMENTE AVANZATO" Convegno AIS "Attualità In Senologia" sessione poster -Firenze 29-31 October 2007
9. Cossu M.C.\*, Boraschi P.\*, Ghilli M.\*\*, Fustaino L.\*\*, Falaschi F.\*, Roncella M.\*\* "RUOLO DELLA RM DINAMICA DELLA MAMMELLA NELLA VALUTAZIONE DELLA RISPOSTA AL TRATTAMENTO NEOADIUVANTE DEL CARCINOMA MAMMARIO LOCALMENTE AVANZATO: CONFRONTO CON MAMMOGRAFIA ED ECOGRAFIA" Convegno AIS "Attualità In Senologia" sessione poster -Firenze 29-31 October 2007
10. **case-report relator** during CORSO RESIDENZIALE TEORICO-PRATICO IN CHIRURGIA RADIOGUIDATA, organized by Associazione Italiana Medicina Nucleare ed Imaging Molecolare, Pisa 15-17 November 2007
11. Ghilli M.\*, Gandini D.\*\*, Colizzi L.\*\*, Rossetti E.\*, Fustaino L.\*, Roncella M.\* "Skin reducing mastectomy: a useful therapeutic or prophylactic option in case of medium-large ptotic breast. Our experience in 10 patients" **ORAL PRESENTATION** at the congress Plastic and Reconstructive Surgery of the breast: fourth European Conference – Milano 12-15 December 2007.
12. **relatore** during CORSO RESIDENZIALE TEORICO-PRATICO IN CHIRURGIA RADIOGUIDATA, organized by Associazione Italiana Medicina Nucleare ed Imaging Molecolare, various editions: Pisa 2008, 2009, 2010,2012
13. Giaconi C., zingoni G., Grigolini A., Lorenzi S., Ghilli M. , Fustaino L., Rossetti E., Roncella M, "PACS usage by breast surgeons". **POSTER** al congresso CARS - June 2012
14. **Poster** "Breast cancer in young patients: report of the activity of 12 months in a dedicated breast cancer center in Italy. Biological, treatment-related and organizational peculiar aspects. M. Ghilli et al. 1st Breast Cancer in Young Women Conference, Dublin, November 2012
15. **ORAL PRESENTATION** about the topic: sentinel node before or after the neoadjuvant chemotherapy, during the congress AIOM – Toscana . Pistoia 17 May 2013
16. Ghilli M, Camilleri V, Moretti M, Fontana A, Colizzi L, Spagnesi S, Fanelli G, Caligo MA, Cela V, Manca G, Roncella M "breast cancer in young women: a multidisciplinary multistep approach". **Poster session** – 15th Milan Breast Cancer Conference (June 2013).
17. **ORAL PRESENTATION** about the introduction of a new experimental method for the sentinel node biopsy called Sentimag – OSNA meeting, Napoli 13-14 June 2013
18. **Poster** "breast cancer in young women: a multidisciplinary multistep approach". M. Ghilli et al. Milan Breast Cancer Conference June 2013.
19. **oral presentation** at the CONFERENCE "FERTILITA' DELLA DONNA PRIMA E DOPO LA MALATTIA ONCOLOGICA" – Pisa 29 October 2013. topic: fertility preservation in breast cancer young women
20. **Poster** "analisi retrospettiva di una coorte di pazienti sottoposte in un anno a chemioterapia preoperatoria presso la breast uni di Pisa". AIS congress – Firenze . M. Ghilli et al poster. 22-24 January 2014
21. "la giovane donna affetta da carcinoma mammario: necessità di un support psicologico e psichiatrico nerll'ambito di un percorso multidisciplinare dedicato". V. Camilleri, M. Ghilli et al. AIS congress – Firenze. **poster**. 22-24 January 2014
22. "sentinel node biopsy with sentimag: superparamagnetic vs Radiotracer". AIS congress – Firenze . **poster**. 22-24 January 2014. M.Ghilli et al. **Granted as the best poster of the congress**.
23. **Poster**. European Breast Cancer conference Glasgow 2014
24. "cosa c'è di nuovo nel trattamento chirurgico integrato del carcinoma mammario" – San Benedetto del Tronto – **Relator** 05/2016
25. **docente** Scuola Speciale ACOI chirurgia senologica – Caldarola 05/2016
26. ISCOME congress, Montecatini (PT). **poster**. June 2015
27. 10/2016 evento AIOM Pisa. **Relator**: La biopsia del linfonodo sentinella nella chemioterapia neoadiuvante.
28. 12/2016 convegno "dealing with the unsaid: vita sessuale e immagine corporea nelle donne con tumori femminili" –Firenze. **Relator**
29. 24 february 2017 senonetwork, incontri dei centri di senologia Roma, **participant**
30. 18-19-20 may 2017 il carcinoma in situ della mammella : consensus conference , Catania, **participant**
31. 21-23 september 2017 13th meet the professor. Advanced international breast cancer course. Padova. **participant**
32. 27-28 september 2017 Allergan medical institute: bioskills cadaver lab breast surgery. Amsterdam. **participant**




33. 24 NOVEMBRE 2017 RM MAMMARIA INTERDISCIPLINARIETA' NEL PERCORSO ATNO MASSA  
RELATOR
34. 13-16 DECEMBER 2017 ONCOPLASTIC BREAST MEETING MILANO participant

## PUBLICATIONS

### breast topics

1. Costarelli L, Cianchetti E, Corsi F, Friedman D, **Ghilli M**, Lacaria M, Menghini L, Murgo R, Ponti A, Rinaldi S, Del Turco MR, Taffurelli M, Tinterri C, Tomatis M, Fortunato L. Microinvasive breast carcinoma: An analysis from ten Senonetwork Italia breast centres. *Eur J Surg Oncol*. 2019 Feb;45(2):147-152. doi:10.1016/j.ejso.2018.09.024. PubMed PMID: 30482543.
2. Scatena C, Roncella M, Di Paolo A, Aretini P, Menicagli M, Fanelli G, Marini, C, Mazzanti CM, **Ghilli M**, Sotgia F, Lisanti MP, Naccarato AG. Doxycycline, an Inhibitor of Mitochondrial Biogenesis, Effectively Reduces Cancer Stem Cells (CSCs) in Early Breast Cancer Patients: A Clinical Pilot Study. *Front Oncol*. 2018 Oct 12;8:452. doi: 10.3389/fonc.2018.00452. eCollection 2018. PubMed PMID:30364293
3. Bosco F, Cidin S, Maceri F, **Ghilli M**, Roncella M, De Simone L. An integrated approach with homeopathic medicine and electro-acupuncture in anaesthesiology during breast cancer surgery: Case reports. *J Pharmacopuncture*. 2018 Jun;21(2):126-131. doi: 10.3831/KPI.2018.21.016. Epub 2018 Jun 30. PubMed PMID:30151314;
4. **Ghilli M**, Mariniello MD, Scatena C, Dosa L, Traficante G, Tamburini A, Caporalini C, Buccoliero AM, Facchini F, Colizzi L, Quattrini Li A, Landucci E, Manca G, Naccarato AG, Caramella D, Favre C, Roncella M. Male secretory breast cancer: case in a 6-year-old boy with a peculiar gene duplication and review of the literature. *Breast Cancer Res Treat*. 2018 Apr 3.
5. first author (co-author Manuela Roncella) of a book chapter. Book title: Ductal Carcinoma in Situ of the Breast. Edited by Carlo Mariotti. Springer. English. Paragraphs title: the role of sentinel lymph node. In press
6. Ursino S, Fiorica F, Mazzotti V, Delishaj D, Cristaudo A, Spagnesi S, Laliscia C, Pasqualetti F, Fontana A, **Ghilli M**, Morganti R, Falcone A, Roncella M, Piar F. The role of clinicopathologic and molecular prognostic factors in the post-mastectomy radiotherapy (PMRT): a retrospective analysis of 912 patients. *Eur Rev Med Pharmacol Sci*. 2017 May;21(9):2157-2166.
7. **Ghilli M**, Mariniello DM, Fanelli G, Cascione F, Fontana A, Cristaudo A, Cilotti A, Caligo AM, Manca G, Colizzi L, Naccarato AG, Roncella M. Carcinosarcoma of the Breast: An Aggressive Subtype of Metaplastic Cancer. Report of a Rare Case in a Young BRCA-1 Mutated Woman. *Clin Breast Cancer*. 2016 Aug 30. pii: S1526-209(16)30232-4.
8. Manca G, Rubello D, Tardelli E, Giammarile F, Mazzarri S, Boni G, Chondrogiannis S, Marzola MC, Chiacchio S, **Ghilli M**, Roncella M, Volterrani D, Colletti PM. Sentinel Lymph Node Biopsy in Breast Cancer: Indications, Contraindications, and Controversies. *Clin Nucl Med*. 2016 Feb;41(2):126-33.
9. **Ghilli M**, Carretta E, Di Filippo F, Battaglia C, Fustaino L, Galanou I, Di Filippo S, Rucci P, Fantini MP, Roncella M. The superparamagnetic iron oxide tracer: a valid alternative in sentinel node biopsy for breast cancer treatment. *Eur J Cancer Care (Engl)*. 2015 Sep 14. doi: 10.1111/ecc.12385.
10. Chiacchio S, Evangelista L, AlSharif A, Manca G, Di Martino F, Negri A, Tredici M, Cervino AR, Puccini G, Filidei E, **Ghilli M**, Naccarato AG, Roncella M, Volterrani D. Association between semiquantitative Pet parameters and molecular subtypes of breast invasive ductal carcinoma. *Q J Nucl Med Mol Imaging*. 2015 Sep
11. Chiara Maria Mazzanti, Francesca Lessi, Ivana Armogida, Katia Zavaglia, Sara Franceschi, Mohammad Al Hamad, Manuela Roncella, Matteo **Ghilli**, Antonio Boldrini, Paolo Aretini, Giovanni Fanelli, Ivo Marchetti, Cristian Scatena, Jacob Hochman, Antonio Giuseppe Naccarato, Generoso Bevilacqua
12. Human saliva as route of inter-human infection for mouse mammary tumor virus. *Oncotarget*. 15 July 2015, Advance Online Publications
13. Muller I, Giani C, Zhang L, Grennan-Jones FA, Fiore E, Belardi V, Rosellini V, Funel N, Campani D, Giustarini E, Lewis MD, Bakhsh AD, Roncella M, **Ghilli M**, Vitti P, Dayan CM, Ludgate ME. Does thyroid peroxidase provide an antigenic link between thyroid autoimmunity and breast cancer? *Int J Cancer*. 2014 Apr 1;134(7):1706-14
14. first author (co-author Manuela Roncella) of two book chapters. Book title: oncologic breast surgery. Edited by Carlo Mariotti. Springer. English. Paragraphs titles:





- a. Intraoperative radiotherapy
  - b. Prophylactic mastectomy
15. Manca G, Biggi E, Lorenzoni A, Boni G, Roncella M, **Ghilli M**, Volterrani D, Mariani G. Simultaneous detection of breast tumor resection margins and radioguided sentinel node biopsy using an intraoperative electronically collimated probe with variable energy window: a case report. Clin Nucl Med. 2011 Dec;36(12):e196-8. PubMed PMID: 22064108.
  16. Colizzi L, Lazzeri D, Agostini T, **Ghilli M**, Roncella M, Pantaloni M. The favorable psychological approach of single-stage curative and prophylactic skin-reducing mastectomy in patients with macromastia. Plast Reconstr Surg. 2011 Mar;127(3):1389-90; author reply 1390-1. PubMed PMID: 21364445.
  17. Colizzi L, Lazzeri D, Agostini T, Giannotti G, **Ghilli M**, Gandini D, Pantaloni M, Roncella M. Skin-reducing mastectomy: new refinements. J Plast Surg Hand Surg. 2010 Dec;44(6):296-301. PubMed PMID: 21446808.

Other topics.

18. Mazzoni A, Pardi C, Bortoli M, Mariotti ML, Uncini Manganelli C, Vanacore R, Stampacchia G, Boggi U, **Ghilli M**, Vistoli F, Mosca F, Scatena F. Plasma exchange for polyradiculoneuropathy following kidney transplantation: a case report. Transplant Proc. 2004 Apr;36(3):716-7. PubMed PMID: 15110642.
19. Pietrabissa A, Boggi U, Vistoli F, Moretto C, **Ghilli M**, Mosca F. Laparoscopic living donor nephrectomy in Italy: a national profile. Transplant Proc. 2004 Apr;36(3):460-3. PubMed PMID: 15110557.
20. Pietrabissa A, Moretto C, Carobbi A, Boggi U, **Ghilli M**, Mosca F. Hand-assisted laparoscopic low anterior resection: initial experience with a new procedure. Surg Endosc. 2002 Mar;16(3):431-5. Epub 2001 Nov 16. PubMed PMID: 11928022.
21. Pietrabissa A, Boggi U, Moretto C, **Ghilli M**, Mosca F. Laparoscopic and hand-assisted laparoscopic live donor nephrectomy. Semin Laparosc Surg. 2001 Jun;8(2):161-7. PubMed PMID: 11441405.

Il/la sottoscritto/a, sotto la propria personale responsabilità e consapevole delle sanzioni previste dall'art.76 del DPR n.445 del 28/12/2000, per le ipotesi di falsità in atti e dichiarazioni mendaci, dichiara che quanto sopra riportato corrisponde al vero."

"Dichiara, altresì, di essere informato ai sensi e per gli effetti di cui al D.Lgs n.196/2003 (Codice in materia di protezione dei dati personali del30/06/2003), che i dati personali raccolti saranno trattati, anche con strumenti informatici, esclusivamente nell'ambito del procedimento ECM per il quale la presente dichiarazione viene resa. Autorizzo il trattamento dei miei dati personali ai sensi del D.Lgs sopra menzionato

Pisa, ~~08/01/2020~~ 08/01/2020

Dott. Matteo Ghilli

